LEADING

The leader keeps time with up & down arm motions.

3 modes of time, 2 leading patterns

2/2 4/4 ↓↑

3/2 3/4 ↓↑

6/4 6/8 ↓↑

Singers take turns leading.

At big singings, the leader stands in the middle (the "hollow square") and faces the tenor section.

WHY SING SACRED HARP?

It's fun!

Learn to sing/sight read

Great group activity for introverts!

Ba a part of a living tradition and vibrant community

No tryouts, no rehearsals, no fees

OTHER RESOURCES

We sing every week in the Bay Area: **BayAreaSacredHarp.org**

There are singings all over the U.S. & internationally: **ShapeNoteSingings.com**

Lots of recordings on **youtube**

Wanna get really nerdy about practicing? **fasolamix.com/app**

Stats & other info at **FaSoLa.org**

SACRED HARP IS...

...a Living practice. The book is currently under revision with submissions from living composers

...not perfect. It's ok to make mistakes

...participatory-not a performance

...religious/spiritual practice for many, but not required and not affiliated with any religious organization

...a cappella

...fun!

...4 (or 6) part harmony

...a type of shape note singing named after the book we sing from, *The Sacred Harp*

...open to **EVERYONE!**

...rooted in 18th c. New England, kept alive in the American South, and spread worldwide in the past 50 years

ACCENT

Singing with accent helps keep the class together and contributes to Sacred Harp's distinct sound. The first beat of a measure receives the strongest accent/emphasis.

Songs with four and six beats to the measure have a secondary accent halfway through the measure.

1234 / 123456

the group of singers

Leaders call songs by their page numbers.

Maybe you already know some:

451 - "amazing grace"
471 - "ludmea"
491 - "doxology"
159 - "wonderous love"
162 - "auld lang syne"
223 - "o come all ye faithful"

It can be hard and confusing at first!

SHAPES



VOICE PARTS

Treble - upper octave
Tenor - upper octave
Alto
Treble - lower octave
Tenor - lower octave
Bass

LOW ⟶ HIGH

not sure? try tenor!

Sit with your part facing the "hollow square."

ALTO
lower voices
upper octave

TREBLE
high voices
2 octaves

BASS
lower voices
lower octave

TENOR
* melody *
med-high voices
2 octaves

SONGS & SINGING



"keys of convenience" relative pitch

no vibrato

sung with full voice

each part has its own staff

sing the shapes (notes) before the words

Singing Sacred Harp

The Smallest Introduction to Sacred Songs, Hymns, Odes, and Anthems Ever Offered the Singing Public for General Use



Keep in your book to help learn the shapes!

BayAreaSacredHarp.org